

MS-METETRSTONE B760M D5

Manual


VER:A 0

SHANGKE GROUP

Edit: March 9,2023

Editorial Department: Technology Department

Chapter 1 Motherboard configuration diagram



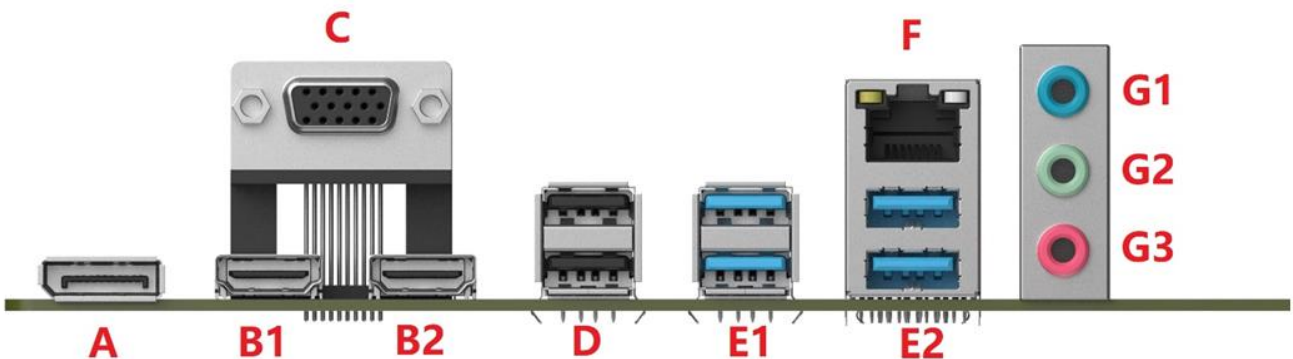
(This drawing is for reference only, and some details will be designed and adjusted according to the actual situation.
Please take the physical object, and our company reserves the right of interpretation)

Chapter 2 Specifications

2.1. Motherboard hardware specifications

Motherboard size	Micro ATX (245*210mm)
CPU	Support for LGA1700 slots INTEL 12th generation processor, 13th generation processor (Without CPU overclocking technology) TDP: 200W (8+1+1)
Chipset	Intel ® B760 High-speed chipset
Memory	2 DIMM DDR5 memory slots Maximum support total is 64GB Support for dual-channel memory technology Supports 4800 / 5600 MHz / OC memory frequency
Display	Based on the display function of the integrated graphics card processor, the shared display memory technology is adopted 2x HDMI ports with up to 4096x2160@30Hz resolution (HDMI 2.0 and HDCP 2.2) 1x DP port, up to 4096x2160@60Hz resolution 1x VGA port with 1920 * 1080@60Hz resolution
Extended port	1 PCIEX16 4.0 slot, 2 PCIEX4 3.0 slots Support for AMD and NVIDIA independent graphics cards Support for the PCIE resizable bar technology
Audio	Integrated ALC897 sound card chip Support the simultaneous output of the front and rear sound channels Rear audio port: 1 rear on-board LINE IN port, 1 rear on-board LINE OUT port, and 1 rear on-board MIC _ IN microphone port F_AUDIO pin: 1 set of front microphone pins and 1 set of front audio output pins (2-pins are F_Audio pins) 1x 4pin horn SPEAKER pins 1x 3-needle F_SPDIF pins
Network	Integrated REALTEK 8125BG Network Card Chip (10 / 100 / 1000 / 2500Mbit) 1x onboard RJ45 port Support network arousal Support PXE no disk, UEFI no disk guide
Storage	2x M.2 Slots (support 2242 / 2280 / 22110 PCIE X4 / X2 channel SSD) 4x SATA 3.0 ports
USB	On-board rear port: 4x USB 3.2 GEN1 ports and 2x USB2.0 ports Plate insert: 1x (2) USB2.0 pins, 1x (2) USB 3.2 GEN 1 pins
Inside board socket	1x 24-PIN motherboard ATX power supply port 1x 8-PIN motherboard ATX 12V power supply port, 12V input 1x COM_A pin

	3x groups of system fan pins and 1x group of CPU fan pins 1x CLR_CMOS button 1x CLR_CMOS pin 1x NRGB needle and two ARGB pins 1x UART_ Debug pin 1x group chassis front control panel pin (F_ PANEL)
Hardware monitoring	Voltage monitoring temperature monitoring Fan monitoring Intelligent fan speed control (the main board has been supported, the intelligent fan speed control also needs fan support)
Operating system	Support for Windows 10 64bit, Windows 11 64bit Support for Ubuntu 64bit
ESD protect	Air discharge ± 8 KV Class C ± 6 KV of grade B Contact discharge is ± 6 KV Class C ± 3 KV Grade B * Test of the whole machine under good grounding



A:DP port

Up to 4096x2160@60Hz resolution support for connecting to the DP display port.

B1: HDMI port

Up to 4096x2160@30Hz resolution (HDMI version 2.0 and HDCP 2.2), for connecting the display.

B2: HDMI port

Up to 4096x2160@30Hz resolution (HDMI version 2.0 and HDCP 2.2), for connecting the display.

C:VGA port

Up to 1920x1080@60Hz resolution support for connection display

D: 2x Rear USB2.0 port

Up to support theory 480 Mb speed transmission, downward compatible with USB1.1 standard, for connection to USB TYPE A devices.

E1: Double Rear USB3.2 GEN 1 TYPE A port

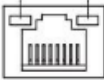
Up to support theoretical 5Gb speed transmission, downward compatible with USB 2.0 standard, for connecting USB TYPE A devices.

E2: Double Rear USB3.2 GEN 1 TYPE A port

Up to support theoretical 5Gb speed transmission, downward compatible with USB 2.0 standard, for connecting USB TYPE A devices.

F: RJ45 port

Network cable port, used to access the network cable to link the host system to the network, with a maximum bandwidth of 2500M bps.

<p>Connection bandwidth indicator lights</p> <p>Running lights</p>  <p>Network socket</p>	Speed indicator light		Run the indicator light	
	tape width	The lamp state	No data transmission	go out
	10M bps	The light goes off	In data transmission	twinkle
	100M bps	Green is always bright		
	1000M bps	Orange is always bright		
2500M bps	Orange is always bright			

G1: LINE IN port (blue)

For receiving audio input devices, such as mobile phone audio input.

G2: Audio-out port (light green)

Used to access audio output devices, such as headphones, speakers and other external playback devices.

G3: Audio-Microphone port (pink)

For accessing audio input devices, such as microphone and other radio devices.



MS-里程碑 B760M D5


使用手册

VER:A0

SHANGKE GROUP

编辑时间：2023 年 3 月 9 日
编辑部门：商科集团技术部

第一章 主板配置图



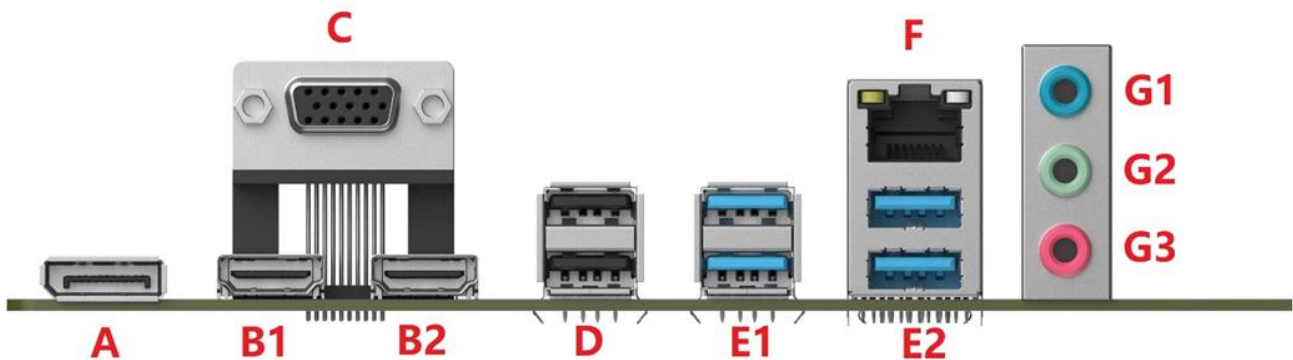
(此图仅供参考，部分细节会根据实际情况设计调整，请以实物为准，我司保留解释权)

第二章 规格

2.1、主板硬件规格

主板尺寸	MicroATX(245*210mm)
CPU	支持 LGA1700 插槽 INTEL 第 12 代处理器、第 13 代处理器 (不支持 CPU 超频技术) TDP: 200W(8+1+1)
芯片组	Intel®B760 高速芯片组
内存	2 个 DIMM DDR5 内存槽 最高支持共 64GB 支持双通道内存技术 支持 4800/5600MHz/OC Memeroy 内存频率
显示	基于具备集成显卡处理器的显示功能, 采用共享显示内存技术 2 个 HDMI 接口, 最高支持 4096x2160@30Hz 分辨率 (HDMI2.0 版本及 HDCP2.2) 1 个 DP 接口, 最高支持 4096x2160@60Hz 分辨率 1 个 VGA 接口, 最高支持 1920*1080@60Hz 分辨率
扩展接口	1 个 PCIEX16 4.0 插槽, 2 个 PCIEX4 3.0 插槽 支持 AMD 和 NVidia 独立显卡 支持 PCIE resizable bar 技术
音频	集成 ALC897 声卡芯片 支持前后声道同时输出 后置音频接口: 1 个后置板载 LINE IN 接口, 1 个后置板载 LINE OUT 接口, 一个后置板载 MIC_IN 麦克风接口 F_AUDIO 插针: 1 组前置麦克风插针, 1 组前置音频输出插针 (此 2 个插针为 F_Aduio 插针组) 1 组 4pin 喇叭 SPEAKER 插针 1 组 3 针 F_SPDIF 插针
网络	集成 REALTEK8125BG 网卡芯片(10/100/1000/2500Mbit) 1 个板载 RJ45 接口 支持网络唤醒 支持 PXE 无盘、UEFI 无盘引导
存储	2 个 M.2 4.0 插槽 (支持 2242/2280/22110 PCIE X4/X2 通道 SSD) 4 个 SATA3.0 接口
USB	板载后置接口: 4 个 USB3.2 GEN1 接口, 2 个 USB2.0 接口 板内插针: 1 组 (2 个) USB2.0 插针, 1 组 (2 个) USB3.2 GEN1 插针
板内插座	1 个 24PIN 主板 ATX 供电接口 1 个 8PIN 主板 ATX 12V 供电接口, 12V 输入 1 个 COM_A 插针 3 组系统风扇插针、1 组 CPU 风扇插针 1 个 CLR_CMOS 按钮 1 个 CLCMOS 插针 1 个 NRGB 插针、2 个 ARGB 插针

	1 个 UART_Debug 插针 1 组机箱前置控制面板插针 (F_PANEL)
硬件监控	电压监测 温度监测 风扇监测 智能风扇控速 (主板已作支持, 智能风扇控速也需风扇支持)
操作系统	支持 Windows10 64bit, Windows11 64bit 支持 Ubuntu 64bit
ESD 防护	空气放电 $\pm 8KV$ C 级 $\pm 6KV$ B 级 接触放电 $\pm 6KV$ C 级 $\pm 3KV$ B 级 *整机接地良好的情况下测试



A: DP 接口

最高支持 4096x2160@60Hz 分辨率, 用于连接 DP 显示器接口。

B1: HDMI 接口

最高支持 4096x2160@30Hz 分辨率 (HDMI2.0 版本及 HDCP2.2), 用于连接显示器。

B2: HDMI 接口

最高支持 4096x2160@30Hz 分辨率 (HDMI2.0 版本及 HDCP2.2), 用于连接显示器。

C: VGA 接口

最高支持 1920x1080@60Hz 分辨率, 用于连接显示

D: 2 层 USB2.0 接口

最高支持理论 480Mb 速度传输, 可向下兼容 USB1.1 标准,用于连接 USB TYPE A 设备。

E1: 双层 USB3.2 GEN1 TYPE A 接口

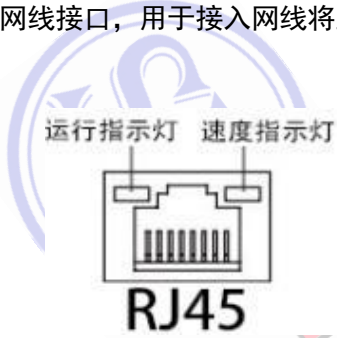
最高支持理论 5Gb 速度传输, 可向下兼容 USB2.0 标准,用于连接 USB TYPE A 设备。

E2: 双层 USB3.2 GEN1 TYPE A 接口

最高支持理论 5Gb 速度传输，可向下兼容 USB2.0 标准,用于连接 USB TYPE A 设备。

F: RJ45 接口

网线接口，用于接入网线将主机系统链接到网络，最高带宽 2500Mbps。



速度指示灯	
带宽	灯状态
10Mbps	灯灭
100Mbps	绿色常亮
1000Mbps	橙色常亮
2500Mbps	橙色常亮

运行指示灯	
无数据传输	灭
数据传输中	闪烁

G1: LINE IN 接口(蓝色)

用于接收音频输入设备，如手机音频输入。

G2: Audio-out 接口（浅绿色）

用于接入音频输出设备，如耳机、音箱等外放设备。

G3: Audio-麦克风接口（粉红色）

用于接入音频输入设备，如麦克风等收音设备。